

Instructions to download, install and join a webinar on Zoom for 2020 MSU Income Tax Schools

As you are aware, MSU Income Tax School sessions will be held via Zoom webinar for the fall 2020 and early 2021 season. We recommend installing the free Zoom software on your pc or Mac prior to the day of your session to ensure minimal technology hiccups. Although, the app is available for tablets and smart phones, we would recommend using an actual computer for these sessions.

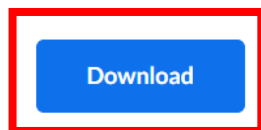
Installing the software

Start the process by visiting <https://zoom.us/download>



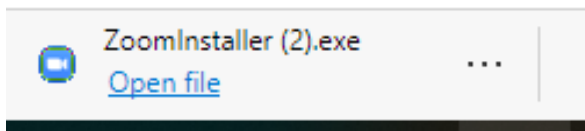
Zoom Client for Meetings

The web browser client will download automatically when you start or join your first Zoom meeting, and is also available for manual download here.



Version 5.2.1 (44052.0816)

Once you are there, click on the “download” button in the Zoom Client for Meetings section



After it's downloaded, you'll have to install the software. Most web browsers will default the download to your downloads folder. This screenshot is what it would look like on Microsoft Edge. You will want to double click on the ZoomInstaller.exe file to start the installation. Your computer may ask you if you want to allow this program to make changes to your computer. You have to say yes to this or it won't install the program.

If you have a Mac, the file will be called Zoom.pkg, which will likely have been saved in your downloads folder.

Joining the Webinar

You will receive an email 3-5 days before your webinar with an invitation link. If you are taking a 2-day class, you will receive an email for each day so make sure you double check the date listed in the invitation.

Hi tax school,

Thank you for registering for "Test Tax School #2".

Please submit any questions to: lelostep@msu.edu

Date Time: Sep 3, 2020 01:00 PM Eastern Time (US and Canada)

Join from a PC, Mac, iPad, iPhone or Android device:

[Click Here to Join](#)

Note: This link should not be shared with others; it is unique to you.

Passcode: 986591

[Add to Calendar](#) [Add to Yahoo Calendar](#)

The email will look similar to this. From this email you can click to join. You will need to enter the passcode when prompted.

Or iPhone one-tap :

US: +16468769923,,99155120852# or +16699006833,,99155120852#

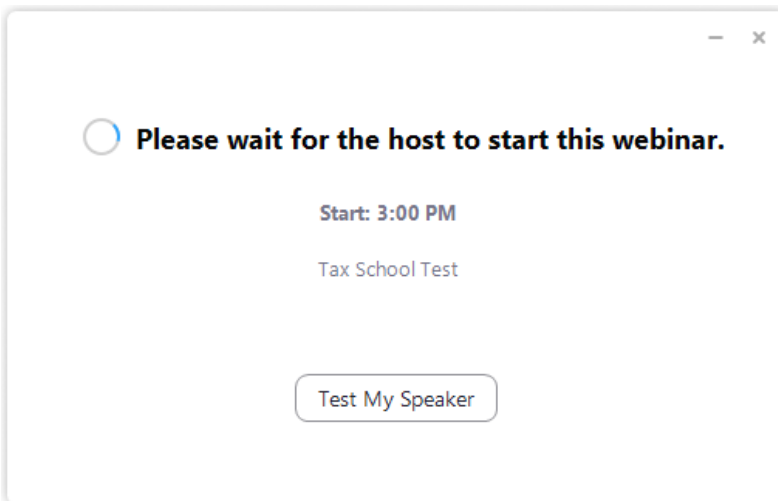
Or Telephone:

Dial(for higher quality, dial a number based on your current location):

US: +1 646 876 9923 or +1 669 900 6833 or +1 253 215 8782 or +1 301 715 8592 or +1 312 626 6799 or +1 346 248 7799

Webinar ID: 991 5512 0852

International numbers available: <https://msu.zoom.us/j/absQc4DcfZ>



Once you join the webinar you will see a screen like this until the instructors begin broadcasting the webinar.